



Passport to Safety

Pilot Project in South Australian Schools

Meegan Brotherton

Project Officer, Safe Communities Program



Supported by
Government
of South Australia

Setting the Scene

- National OHS Strategy 2002-2012
 - National OHS Education and Skill Development Action Plan (K-Y12) 2004-2012
- OHS Strategic Framework for SA
 - OHS Skills Development Strategy for SA
 - Education Program
 - **Safe Communities Program**
 - **Passport to Safety Pilot Project**

Australian Safe Communities Foundation Inc



- ***Vision*** - Together we are dedicated to making Australia the safest country in the world in which to live, learn, work, travel and play - one community at a time
- Partnership with Safe Communities Foundation (Canada) to deliver Passport to Safety in Australia

Passport to Safety Pilot Project

- **Convenor** – Janet Giles (SA Unions)
- **Working Group Representatives**
 - Australian Safe Communities Foundation Inc
 - Business SA
 - DFEST – Traineeship & Apprenticeship Services
 - Minister's Youth Council
 - Dept of Education and Children's Services
 - Office of Minister Stephanie Key
 - Office for Youth
 - SA Unions
 - SafeWork SA DAIS
 - Senior Secondary Assessment Board of SA
 - WorkCover Corporation

The background is a solid blue color. A thick, light blue wavy line curves across the image from the bottom left towards the top right, passing behind the text.

What is it?



Passport to Safety Australia



about us



FAQs

Teachers
sign up here



You've got a
Passport to Safety
PIN and Password...

SIGN-IN TO YOUR ACCOUNT

PIN#:

PASS:

forgot your password?
[click here](#)



 **What's Next?**

Remember that your employer must always provide **job-specific** safety training!



free
resources
and fun stuff



cool
web links





try the free sample
mini-challenge!




*Candace
Carnahan*

- International Spokesperson
for Passport to Safety

 *about me*

 *talk to me!*

 *check out my ad*

 *what's in it for you*

 *from me to you*

www.passporttosafety.com/australia

Passport to Safety is

- An OHS learning and test program
- the *minimum* workplace safety information that any young person should know before *ever* going to work
- the same workplace safety information needed by any worker

Passport to Safety is NOT

- a substitute or replacement for employer responsibility to induct workers
- a replacement or competition for other workplace safety programs
- a “certification” that a worker is now “safe”

How it works

- Students receive a personal log-on (Pin) and password
- Work through the 6 modules at own pace
 - Employer Responsibilities
 - Worker Rights & Responsibilities
 - Hazardous Substances Information System (HSIS)
 - The five hazards (Physical, Ergonomic, Chemical, Psychosocial, Biological)
 - Combined Unit 1 (Health & Safety is Part of Work, Workplace Injuries, Protecting Yourself)
 - Combined Unit 2 (Understanding and Controlling Hazards, Personal Protective Equipment, Emergency Procedures)

The image features a solid blue background. A thick, light blue wavy line curves across the frame, starting from the bottom left, rising towards the center, and then curving back down towards the right. The word "Why?" is written in white, sans-serif font, positioned centrally over the rising part of the wavy line.

Why?

Why? Half the Age – Twice the Risk

- School age children are twice as likely to be injured in the workplace as other workers
- High Risk industries
 - Food retail
 - Construction
 - Accommodation, cafes, restaurants
 - Agriculture

Source: Queensland Injury Surveillance Unit

Why? Half the Age – Twice the Risk

- Young people unlikely to question a task even if they consider it unsafe
- Uninformed about their rights and entitlements
- Concerned about job security if they exercise their rights

Source: Dirt Cheap and Disposable, SA Unions

Why? Half the Age – Twice the Risk

- 46% of young workers suffered an injury or illness at work
 - 24% of these said they did not report this to the workplace

- 35% had experienced workplace bullying or violence
 - 68% of these had not reported it

Source: Job Watch Survey, Melbourne 2004

Why a Pilot Project?

- Demonstrate the value to teachers, students and employers
- Engage partners for ongoing support
- Evaluate for learning and planning for the future

- Between 1999/2000 to 2003/2004 injuries were reduced for young workers
 - 80% ↓ in fatal injuries for workers >20 years old
 - 24% ↓ in lost time injuries for workers >20 years old
 - 12% ↓ in total injuries reported – better than anticipated considering program focuses on increased awareness
 - Ministry of Education workers compensation premiums for students cut in half and surcharges eliminated

Success in Ontario

- Workplace Safety and Insurance Board (WSIB) Ontario recognises Passport to Safety as a desired minimum standard for young people before they go to work
- WSIB is funding 150,000 secondary students to access Passport to Safety in 2005

The image features a solid blue background. A thick, light blue wavy line curves across the frame, starting from the bottom left, rising towards the center, and then curving back down towards the right. The word "Schools" is written in white, sans-serif font, positioned centrally over the rising part of the wave.

Schools

Schools involved in the Pilot

- Sample of Schools in the Pilot:

Metropolitan

Adelaide High School
Lefevre High School
Reynella East High School
St Aloysius College

Christian Brothers College
Modbury High School
Seaview High School
Wirreanda High School

Regional

Eastern Fleurieu School
Edward John Eyre High School
Victor Harbor High School

Balaklava High School
Nuriootpa High School
Yankalilla Area School

Subjects in the Pilot

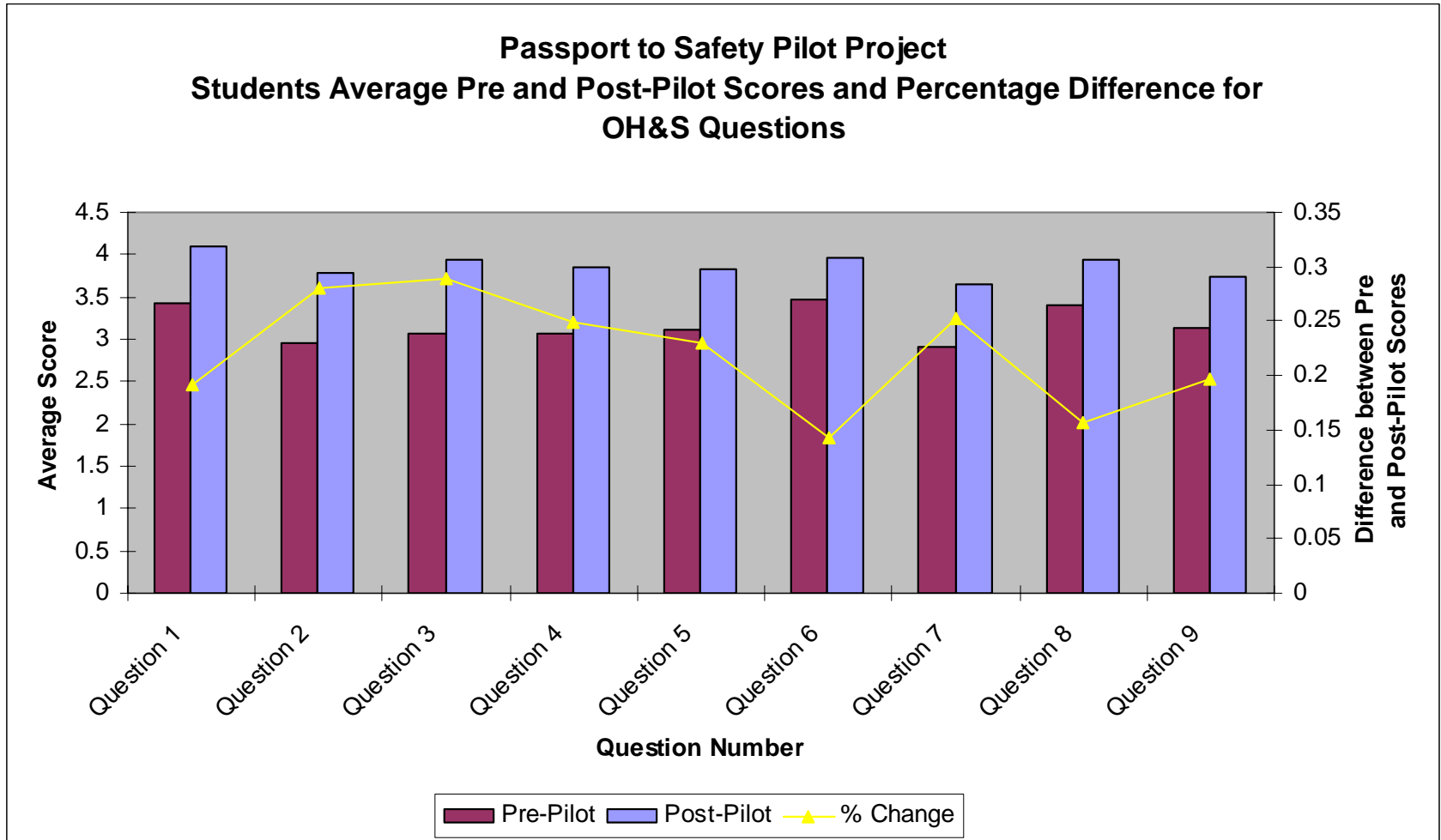
<p><u>Year 9</u></p> <p>Work Experience</p>	<p><u>Year 10</u></p> <p>Religion – work experience Society and Environment Work and Life Education Work Education</p>
<p><u>Year 11</u></p> <p>Australian Studies Community Studies CNC Machining Pre Industry Society and Environment Work and Community Work Education</p>	<p><u>Year 12</u></p> <p>Pre Industry Vocational Studies Work and Community Work Studies</p>

Evaluation

- Pre and post Pilot surveys for teachers and students
- Online feedback on website
- DECS data on injuries suffered during work experience

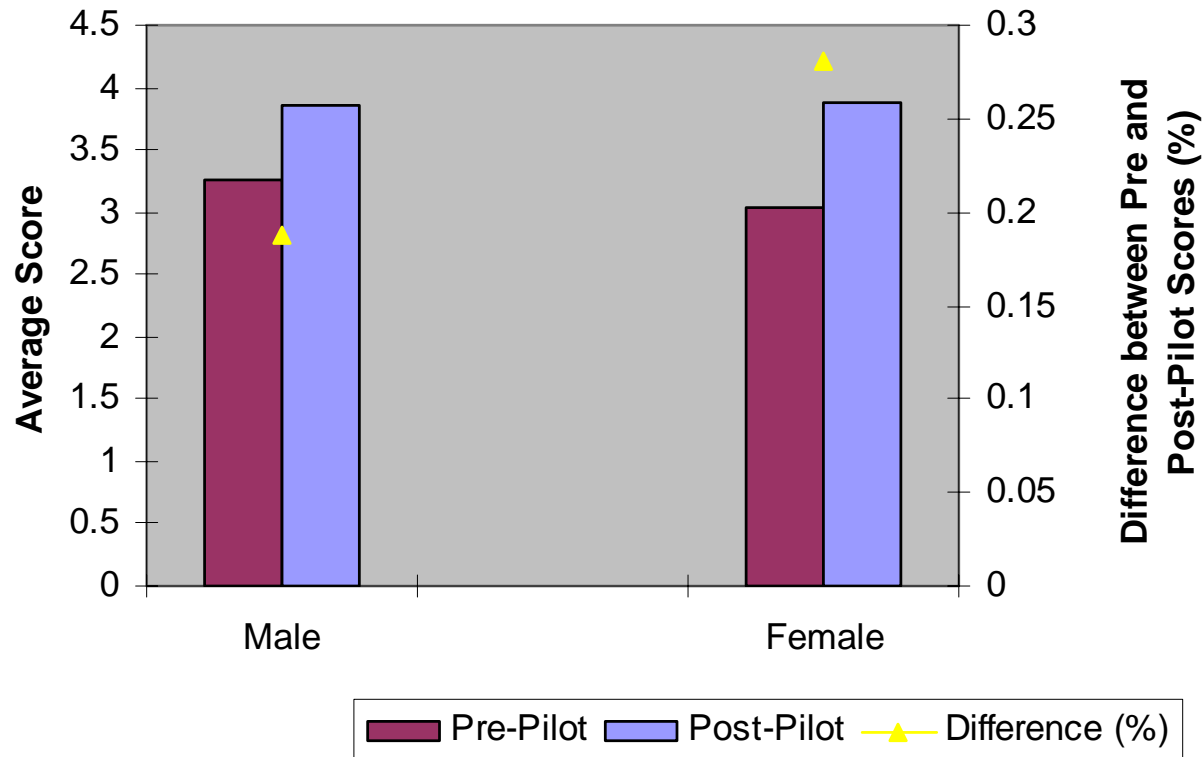
Interim Survey Results

Students Average Score Difference

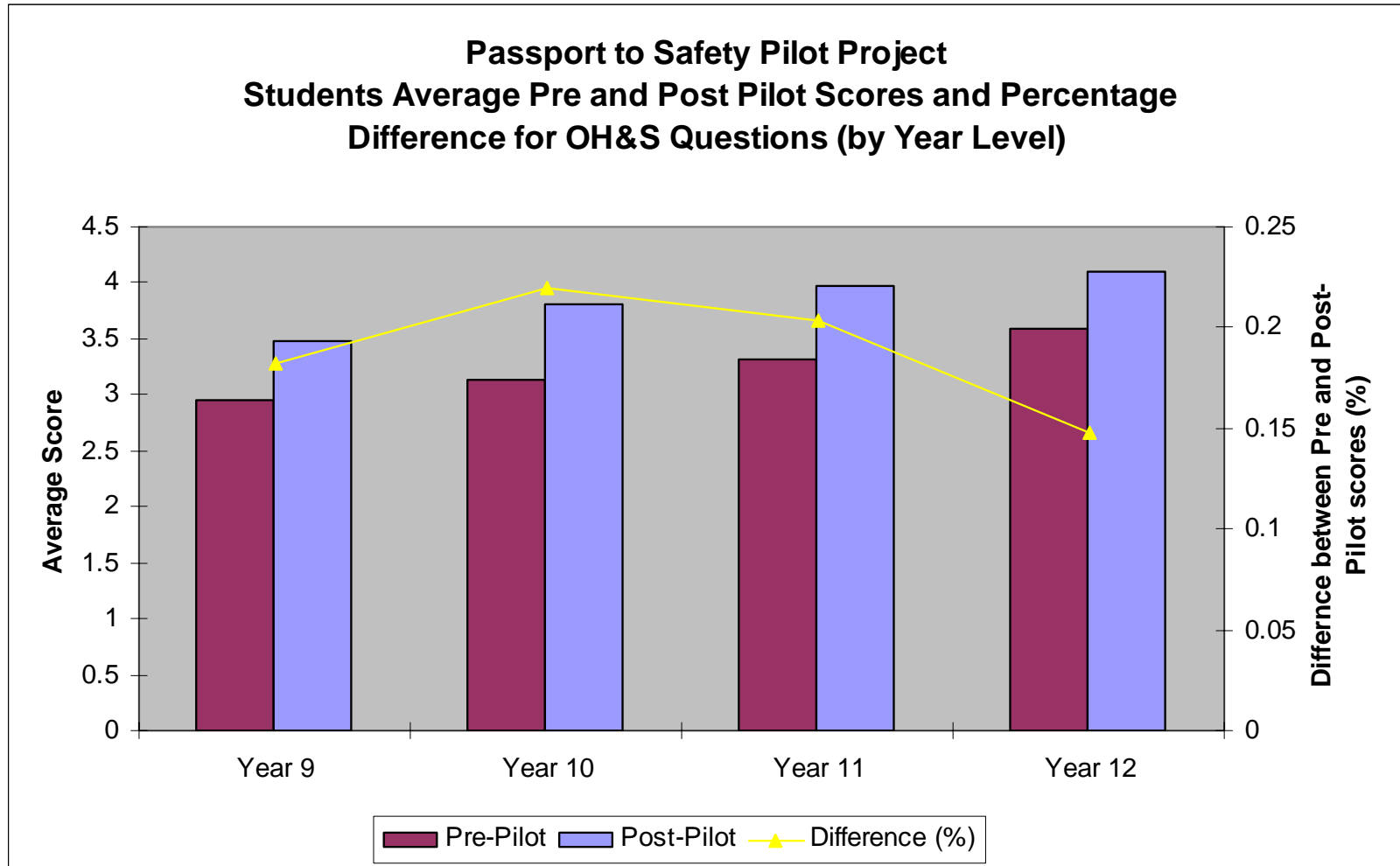


Students Average Scores by Gender

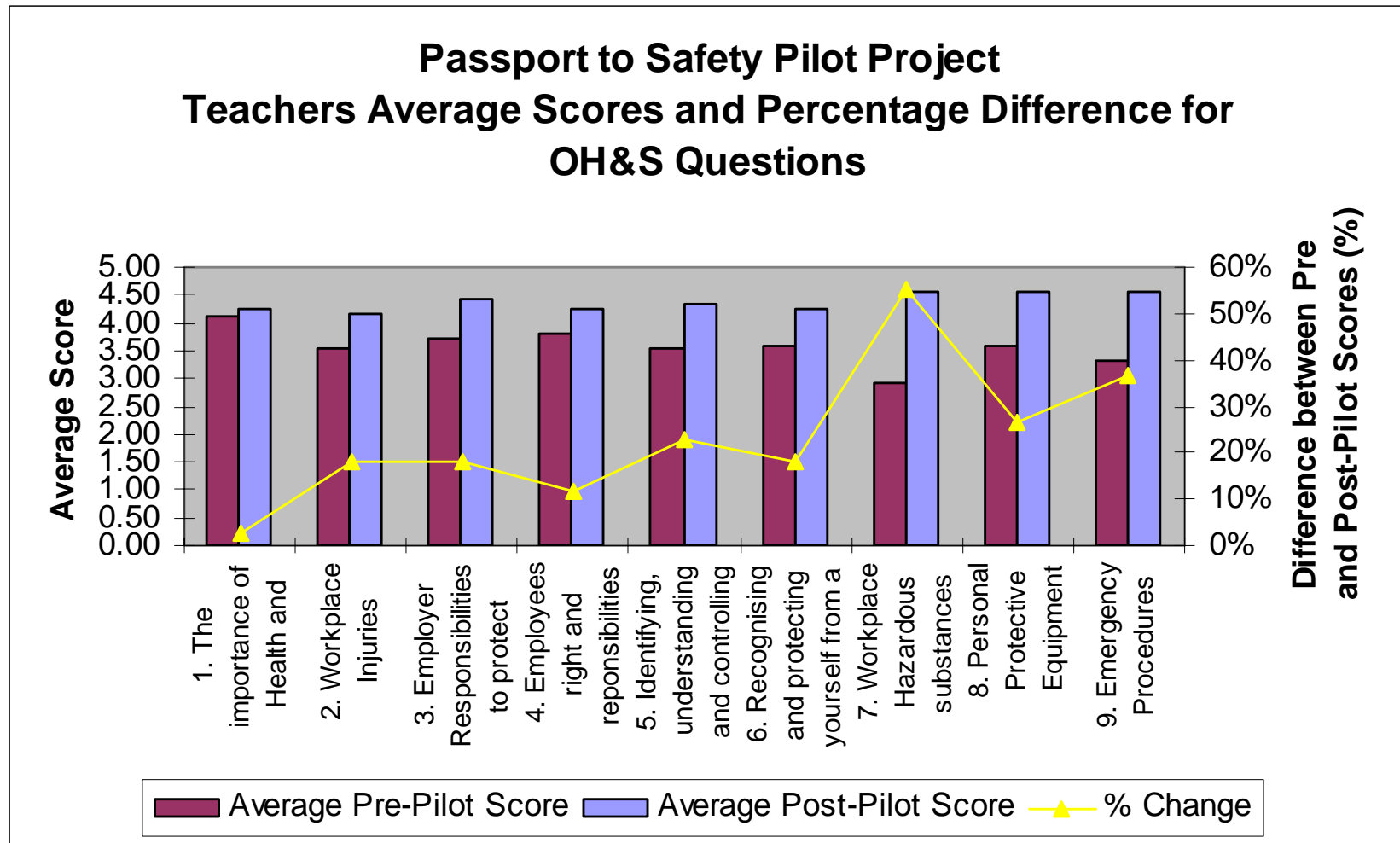
Passport to Safety Pilot Project
Students Average Scores and Percentage Difference for
OH&S Questions (by gender)



Students Average Score by Year Level



Teachers average score difference



Survey Results



The P2S Program was useful

Students

	Total	%
Strongly Agree	67	16%
Agree	233	54%
Neutral	102	24%
Disagree	17	4%
Strongly Disagree	9	2%
No answer	4	1%

Teachers

	Total	%
Strongly Agree	4	31%
Agree	6	46%
Neutral	0	0%
Disagree	0	0%
Strongly Disagree	0	0%
No answer	3	23%

Survey Results - Students

Knowledge from the P2S Program will help me in the future

Students

	Total	%
Strongly Agree	67	16%
Agree	233	54%
Neutral	102	24%
Disagree	17	4%
Strongly Disagree	9	2%
No answer	4	1%

Everyone in Year 10-12 should complete the P2S program

Students

	Total	%
Strongly Agree	80	19%
Agree	188	44%
Neutral	134	31%
Disagree	20	5%
Strongly Disagree	6	1%
No answer	4	1%

Comments from Students

- I think it would be good if everyone completes this program so that all people are aware of their safety and the safety of others (Year 10)
- The site contained a lot of information and broadened my knowledge on Occupational Health & Safety (Year 10)
- I think the P2S program was very useful and helped me understand the importance of safety in the work place (Year 10)
- This is a worthwhile program which gives relevant information to help you when you go out into the work force (Year 11)
- I thought that this was a useful website and it is practical for Yr 10 - 12 students (Year 11)

The background is a solid blue color. A thick, light blue wavy line starts from the left edge, curves upwards and to the right, and then curves downwards and to the right, ending at the right edge. The text "Where to from here?" is centered in the middle of the image, overlaid on the wavy line.

Where to from here?

Where to from here

- Second group of pilot project to undertake program in 2006
 - A small pilot is underway in Mackay, Queensland, led by Dr Dale Hanson, Emergency Physician, Mackay Base Hospital
- Final report to project partners
- Ongoing maintenance and development of website
- Partners/sponsors identified

Questions?

Contact Details:

mbrotherton@workcover.com

Phone: 08 8233 2970

www.passporttosafety.com/australia



Supported by
**Government
of South Australia**