



CRIME STATISTICS & COMMUNITY SAFETY PROJECTS

Presentation to the Victorian Safe Communities Network

17 November 2015

WHO WE ARE

- Crime Statistics Agency (CSA) established in 2014, commencing public operations on 1 January 2015
- Business unit within the Department of Justice & Regulation, independent of Victoria Police
- *Crime Statistics Act 2014* establishes the role of the Chief Statistician to:
 - publish and release statistical information relating to crime in Victoria
 - undertake research into and analysis of crime and criminal justice issues and trends in Victoria

KEY OBJECTIVES

WHAT WE SEEK TO DO

- Restore public confidence in recorded crime statistics
- Develop a suite of statistical products to inform the public about recorded crime trends
- Increase access to information
- Build the evidence base available to researchers, policy and decision-makers and the broader community
- Support greater statistical literacy

WHAT WE HAVE BEEN UP TO

- CSA website online from 1 January 2015, including:
 - interactive crime data tool – ‘Crime by Location’
 - statistical releases
 - research agenda and research papers
 - explanatory information
 - future release calendar
 - information about the agency & how to obtain assistance

REGULAR RELEASES OF DATA

CSA STATISTICAL RELEASE CALENDAR

- Transparency and integrity of the statistical release process is essential
- Releases advertised in advance

December Quarter

(Sept – Dec figures)

Released March

March Quarter

(Jan – Mar figures)

Released June

Financial year annual figures

Released Sept/October

September Quarter

(July – Sept figures)

Released December

CRIME & SAFETY IN YOUR AREA

Explore the statistics available for different types of crime in Victoria by time and area in our interactive map

[VIEW THE MAP ▶](#)



OFFENCE RATE PER 100,000 POPULATION

▲ **2.6%**

7,691

Jun 2014

7,894

Jun 2015



Key figures: Year to 30 June 2015

1 October 2015

The number of offences recorded by police in the year to 30 June 2015 was 469,830. This is up 4.6% from 449,307 offences recorded in the same period last year.

[@CRIMESTATSVIC](#)



Tweets

[Follow](#)



Crime Stats Agency
[@CrimeStatsVic](#)

28 Oct

We are having some email difficulties with our info@ address. Please get in touch through the forms on

2010-11

2011-12

2012-13

2013-14

2014-15

Note for users:

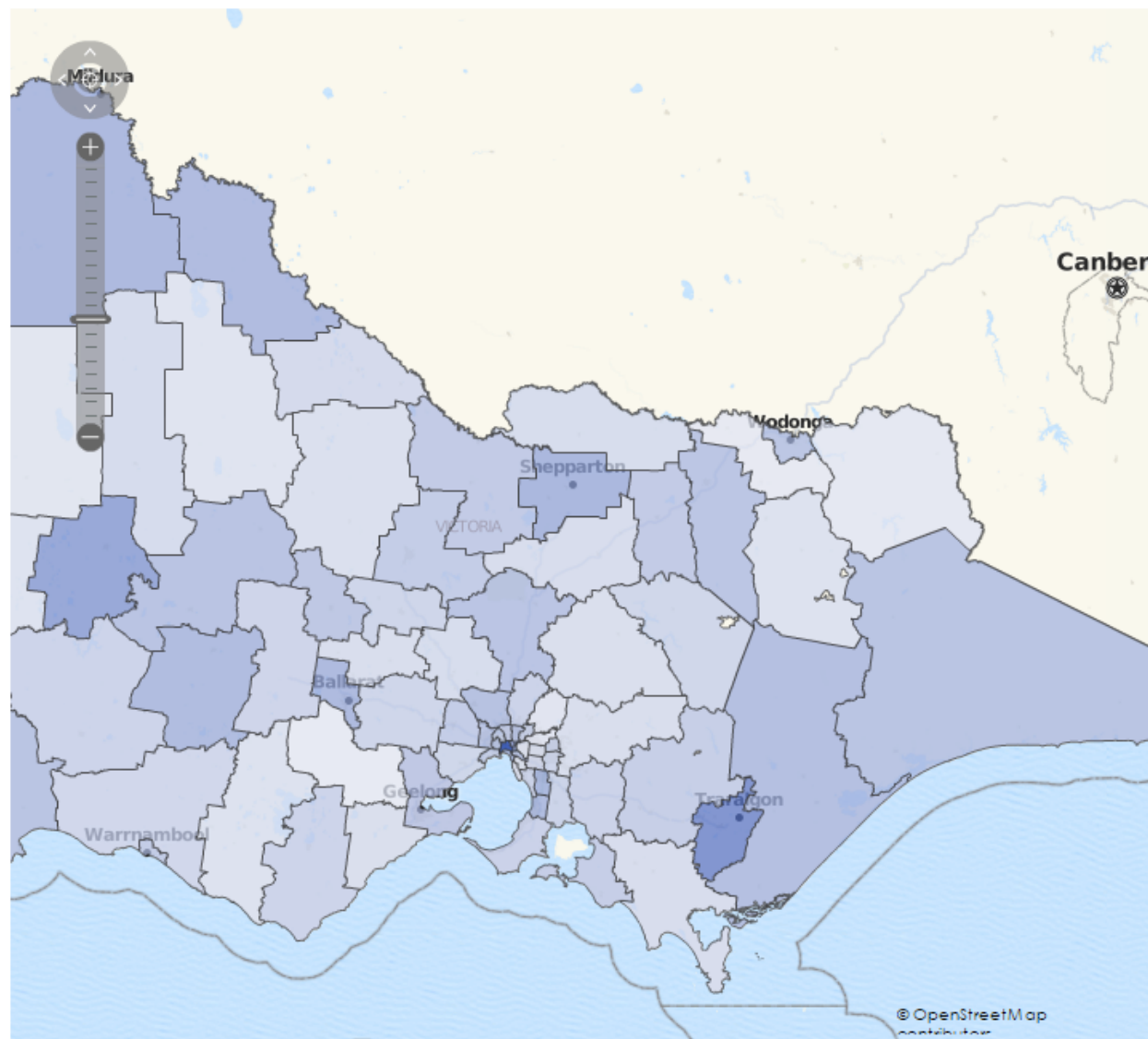
Please read the [guide for use](#) for tips on how to use the online tool

Offence divisions

- A Crimes against the person
- B Property and deception offences
- C Drug offences
- D Public order and security offenc...
- E Justice procedures offences
- F Other offences

Offence subdivisions

- A10 Homicide and related offe...
- A20 Assault and related offences
- A30 Sexual offences
- A40 Abduction and related off...
- A50 Robbery
- A60 Blackmail and extortion
- A70 Stalking, harassment and t...
- A80 Dangerous and negligent ...
- B10 Arson
- B20 Property damage
- B30 Burglary/Break and enter
- B40 Theft
- B50 Deception
- B60 Bribery
- C10 Drug dealing and trafficking
- C20 Cultivate or manufacture ...
- C30 Drug use and possession
- C90 Other drug offences
- D10 Weapons and explosives o...

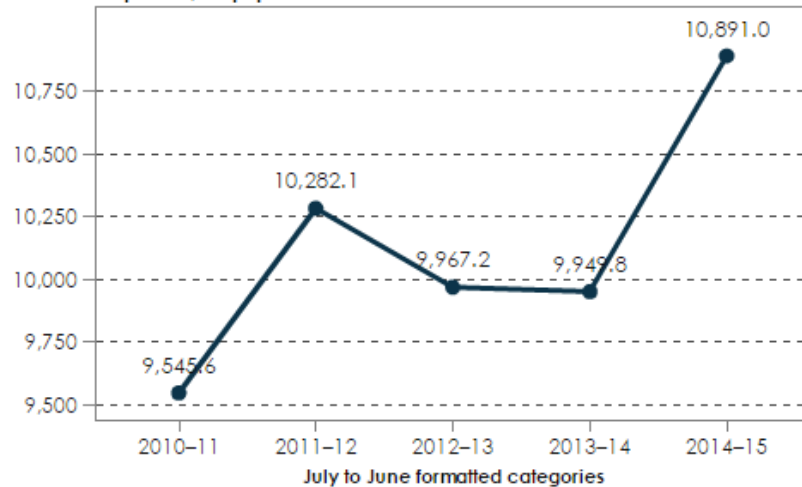


© OpenStreetMap contributors

Local Government Area dashboard

Offence rate per 100,000 population

Offence rate per 100,000 population



Top five offence subdivisions

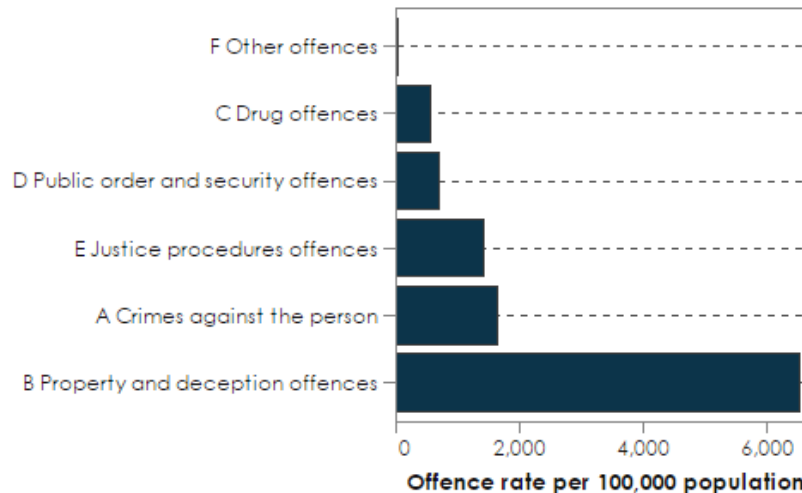
2014-15

Offence Count



Offence rate by offence divisions - 2014-15

CSA Offence Division



Offences recorded by offence divisions

July to June formatted categories	2010-11	2011-12
CSA Offence Division ▲	Offence Count	Offence Count
☒ ☒ A Crimes against the person	1,278	1,656
☒ ☒ B Property and deception offences	6,308	6,795
☒ ☒ C Drug offences	252	224
☒ ☒ D Public order and security offences	737	649
☒ ☒ E Justice procedures offences	441	623
☒ ☒ F Other offences	70	20
Total	9,086	9,967

Offences recorded by offence divisions

All CSA Offe...

A Crimes a...

July to June formatted categories	2010-11	2011-12	2012-13	2013-14	2014-15
CSA Offence Subdivision ▲	Offence Count	Offence Count	Offence Count	Offence Count	Offence Count
A10 Homicide and related offences	2	2	5	.	.
A20 Assault and related offences	784	984	975	859	812
A30 Sexual offences	170	223	271	337	587
A40 Abduction and related offences	4	23	40	11	11
A50 Robbery	46	33	31	32	29
A60 Blackmail and extortion	.	4	1	1	6
A70 Stalking, harassment and threatening behaviour	185	305	268	169	148
A80 Dangerous and negligent acts endangering people	87	82	95	96	88
Total	1,278	1,656	1,686	1,505	1,681

Offences recorded by postcode

July to June formatted categories	2010-11	2011-12	2012-13	2013-14	2014-15
Postcode	Offence Count	Offence Count	Offence Count	Offence Count	Offence Count
3000	20,177	22,027	24,836	21,435	22,781
3002	972	917	741	1,018	741
3003	540	476	639	511	540
3006	2,243	2,041	2,136	2,345	2,531
3008	835	941	855	1,002	1,561
3011	3,309	3,413	3,178	3,195	2,811
3012	1,743	2,391	1,952	1,964	1,931
3013	872	977	849	769	741
3015	950	1,098	1,210	1,149	1,041
3016	1,035	1,207	1,426	1,356	1,111
3018	737	996	947	881	941
3019	1,160	1,095	963	1,111	1,111
3020	5,368	5,710	6,177	6,481	6,341
3021	4,065	4,313	4,743	4,396	4,541
3022	440	575	681	377	341
3023	3,690	4,264	4,391	4,555	4,011
3024	996	1,202	979	1,024	1,111
3025	990	1,120	1,208	1,189	1,211
3026	513	517	776	905	411
3027	123	164	152	252	311
3028	1,637	1,996	2,027	2,168	2,011
3029	4,579	5,381	5,084	5,332	5,011
3030	5,115	5,889	5,969	6,331	6,211
3031	2,235	2,113	2,269	2,301	2,811
3032	2,694	3,114	3,039	3,372	2,911

CSA SERVICE OFFERING

SUPPORT FOR PRACTITIONERS

- Direct data supply
 - regular statistical releases
 - customised data supply & statistical consultancy
- Research & evaluation projects
- Advice

EVALUATION

HOW DO YOU KNOW IF YOUR PROGRAM WORKS?

- CSA can provide advice
- Identify the data you need when you **plan** the project
- Obtain baseline data
 - recorded crime or other admin data, surveys or observation studies, for example
- Ensure you can collect again after implementation

EXAMPLES OF WORK WE CAN DO & HAVE DONE

- Analysis and research services to specification
- Provide detailed statistical profiles that tell the story
- Evaluation work using our crime statistics and/or additional crime and justice related datasets

WHO TO TALK TO FOR...

INFO PROVISION ROLES FOR CSA AND VICTORIA POLICE

— Victoria Police


- Qualitative information
- Operational information
- Supporting statements
- Information about a specific incident or people

— CSA

- Official, aggregate statistical data about recorded crime trends
- Data about offences, incidents, victims, offenders and family incidents

MORE INFORMATION

- Website: www.crimestatistics.vic.gov.au
- Twitter: @CrimeStatsVic
- Email: info@crimestatistics.vic.gov.au



**CRIME
STATISTICS
AGENCY**

121 Exhibition Street
Melbourne VIC 3000
GPO Box 4356
Melbourne VIC 3001
T 03 8684 1808
info@crimestatistics.vic.gov.au
crimestatistics.vic.gov.au
[@CrimeStatsVic](https://twitter.com/CrimeStatsVic)
DX210077