



VICTORIA POLICE



# Victoria Police & Metropolitan Fire Brigade

## SAFE LIVING PROGRAM

Victoria Police  
&  
Metropolitan Fire and  
Emergency Services Board

Proudly Present...

# SAFE LIVING PROGRAM



FOR CARERS & SUPPORT  
NETWORKS

# Fire and Safety Awareness Campaign

SAFE LIVING PROGRAM

*“for our community”*

# CARERS: How you can help



You can greatly help when attending the homes of residents (both young and old) by following a simple checklist. Your “Report Sheet” will enable you to go back to your managers and report on any unsafe situations within the home

This makes it SAFE for YOU & your RESIDENTS’


Action can then be taken to remedy the problem(s)

# Fire and Safety Awareness Campaign

## A CALL TO ACTION

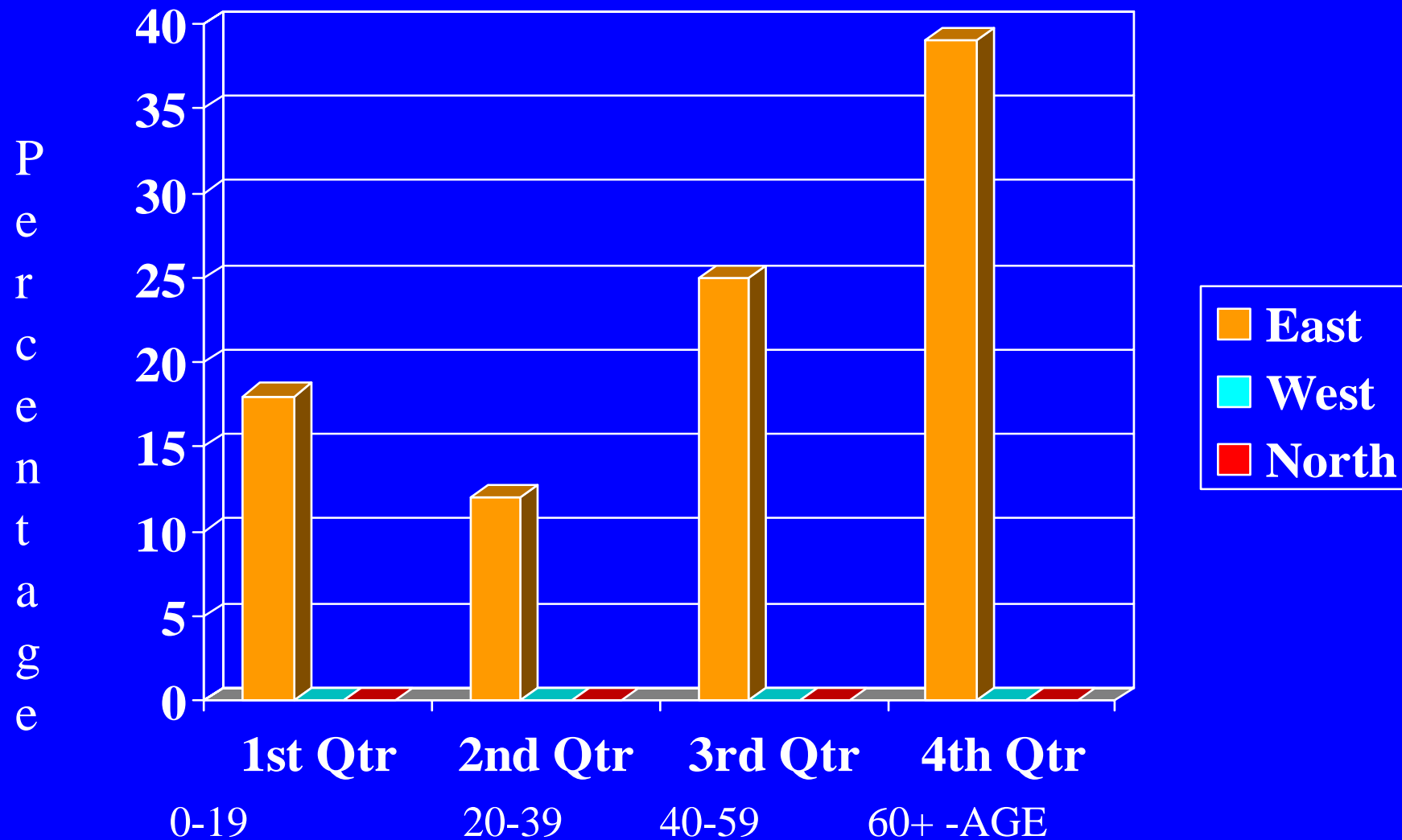
# High Risk Groups

- Toddlers



- Elderly





**Fire fatalities by 20 year age brackets (1994-2001)**



Why are you important?


The Fire services can't reach  
the number of high risk  
groups that you do.

# What can you do for us?

- Personal Contact
- Advice
- Remedy obvious unsafe practices


# Where/What are the DANGER HOT SPOTS?

- Kitchen
- Bedroom
- Lounge
- Laundry
- Electrical
- Smoking



# Kitchens

- One Third of the fires that occur in residential dwellings start in the KITCHEN!



# Kitchen Hot Spots

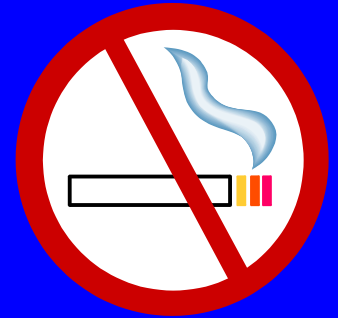


- Advise on unattended Cooking
- Build up of fats and oils around stove
- Are objects hanging over oven door handles  
e.g. Tea towels
- Check for flammable & hazardous materials: are they appropriately labelled and stored.
- Electrical appliances


# Kitchen Hot Spots

- Should a fire blanket and Fire extinguisher be considered to be installed in the kitchen
- Consideration should be given to installing non slip mats in all wet areas
- Water, flour or salt should NEVER be used to put out an oil or fat fire

# Bedrooms



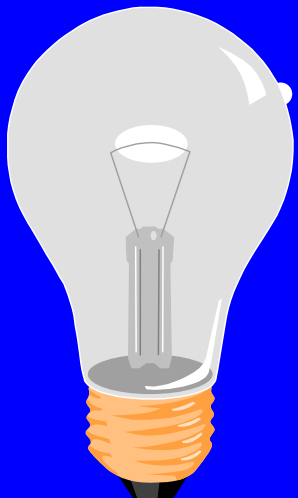
- Smoking within bedrooms should be strongly advised against
- If a phone is installed in the room program “000” into the speed dial facility



# Bedrooms



- Electric blankets should never be left on while people are in the bed and stored correctly when not in use
- Fit bedside lamps with a bulb equal to or less than 60 watts
- Candles should not be placed near curtains or other flammable items. We don't live in medieval times any more!!! (consider a torch)






# Laundry


- Check the dryers. lint filters should be cleaned before every use
- Dryers need to have adequate ventilation and be allowed to complete their cool down cycle
- Check that poisons or flammable liquids are stored safely (store low to prevent spillage's from above at shelf heights).
- Flammable liquid and poison containers should be of a correct type and labelled clearly

# Lounge Room

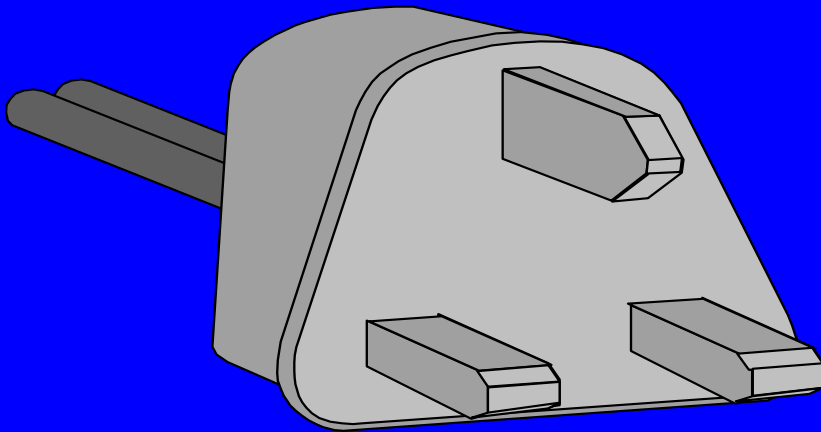
- Allow adequate space around TV and video for heat to dissipate
- Make sure that candles are not placed near curtains or other flammable items.
- Are appliances dangerously "piggybacked" consider a suitable powerboard

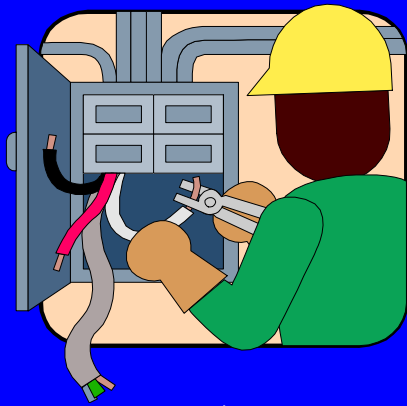


# Electrical Safety

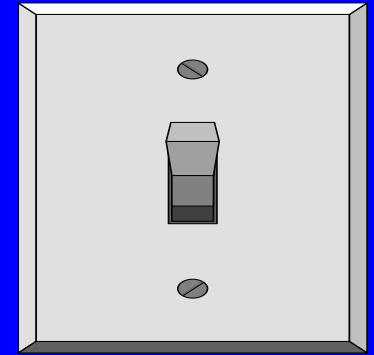


- Never overload power outlets
- Always turn off and unplug appliances when not being used
- Replace damaged plugs and leads
- Use powerboards with overload protection





# Electrical Safety

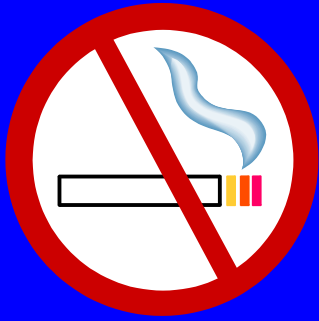


- Are extension leads under carpets or furniture
- Check that all switches are in good order
- Have any repairs done only by authorised contractors
- Installation of a circuit breaker is recommended
- Consider the installation of a safety switch

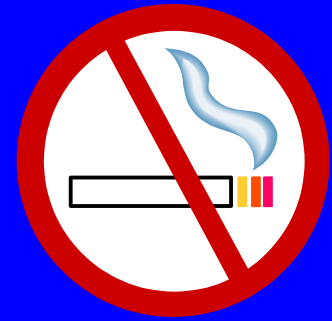
# Heaters

- Is clothing placed too close to heaters discourage the drying of clothes by radiant type heaters
- Heaters should be maintained to manufacturers instructions
- Fire screens should be used at all times with open fires






# Smoking



- If the people are smokers you should impress upon them the following points:
- Matches & lighters need to be stored safely
- Smoking within bedrooms should be strongly advised against
- All smoking materials are extinguished and are wet down prior to be disposed of.
- Only deep sided ashtrays should be used

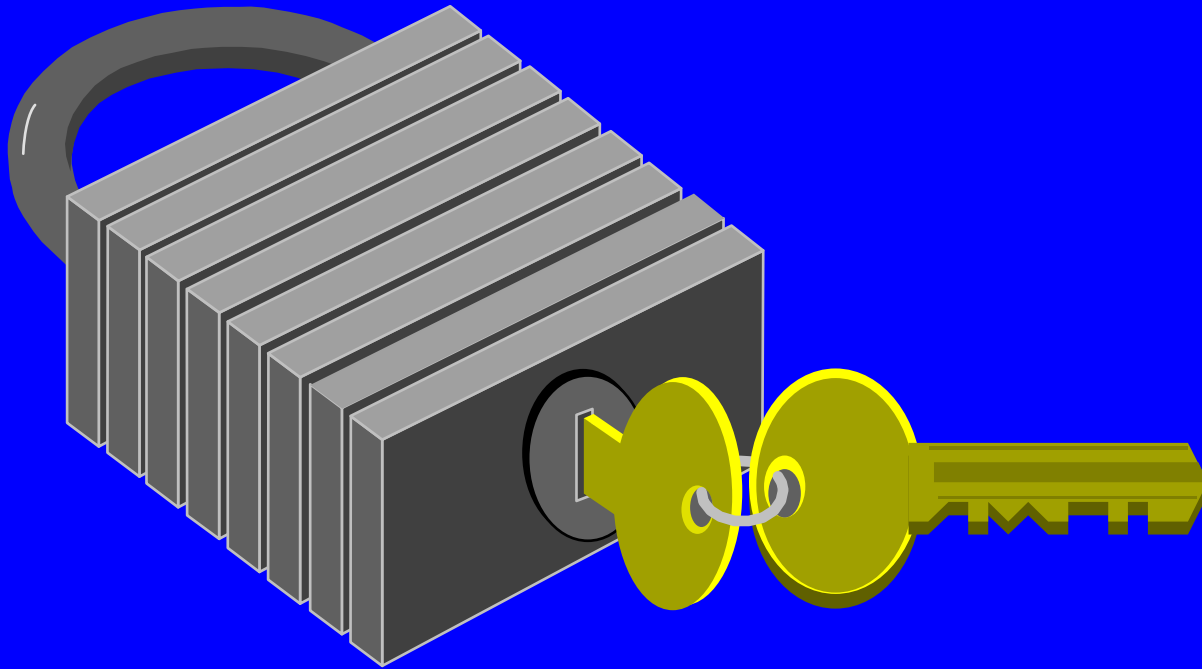
# Home Escape

- Have a home escape plan
- Once out **STAY OUT!**
- Wait at the letter box



# Security

- Leave a key in the deadlock when at home
- Security grills should open outward from the inside





# Smoke Alarms


- IS THERE A SMOKE ALARM?
- Mandatory since 1999
- Should be installed on every level of your home
- Interconnect if more than one alarm in your home
- Consider connecting to 240 Volt system
- Consider testing during each visit.!!

# Smoke Alarms(cont...)


- Vacuum Monthly
- Change your clock(daylight saving) change your detector battery
- ONLY WORKING SMOKE ALARMS  
SAVE LIVES
- Smoke alarms are available for HEARING  
IMPAIRED

# FIRE AND SAFETY AWARENESS PROGRAM

Community Care Organisations




10 Minute Break!!!!!!






VICTORIA POLICE



Home Security & Personal  
Safety

# Safe Living Requires....

- Maintain health where possible
- Taking simple steps to improve safety and protect oneself from injury.
- Discuss any issues with clients or family (especially non visible injuries)





SAFER LIVING

PERSONAL SAFETY



# Personal Safety

- Always be careful who is let inside the home
- Always check credentials of service repairers
- Always be careful who is present when discussing private information with someone
- Don't have clients advertise the fact that they live alone.



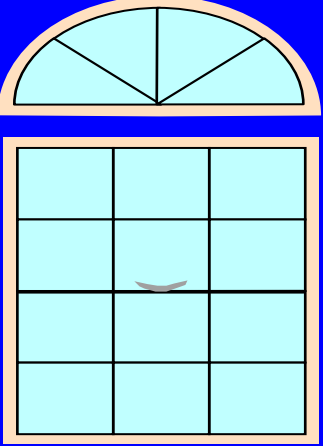


# Personal Safety

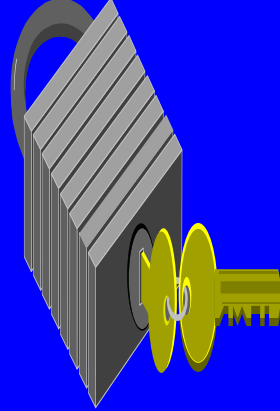
- Ask for I.D.- don't take people at face value
- Good internal lighting prevents silly"avoidable" accidents
- Consider leaving a light (timer), t.v radio on
- Consider leaving a spare key with a trusted neighbour & tell them if going away for some time(extended hospital stays)
- Never give a name & address to unknown telephone caller

# Personal Safety



- Put the Phone down on nuisance callers
- Is there a phone by the bed?
- Keep emergency, police, relative and doctors phone numbers handy
- Cancel all newspapers and deliveries if going away for long periods
- Asks the neighbours or friends to collect mail cut the lawn and park a car in the driveway: **INTRODUCE YOURSELF TO THE NEIGHBOURS.!!**
- Immediately report any crime, to the police



# Security in the home

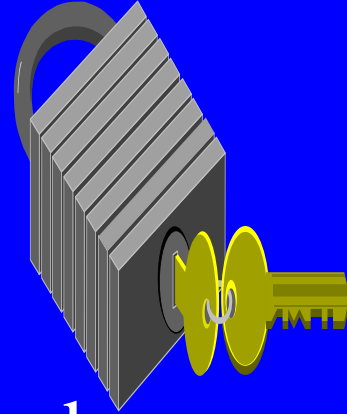


- Half of all house break-ins happen through unlocked doors and windows
- Neighbours create the first line of defence  
Help each other
- House numbers should be prominently displayed
- Keep shrubs and trees trimmed






# Security in the home



- All doors and windows should have good key operated locks fitted
- All outside doors should be solidly constructed and fitted with a viewer
- Good quality security screen doors provide a barrier. Mesh type one way grilles are a good concept

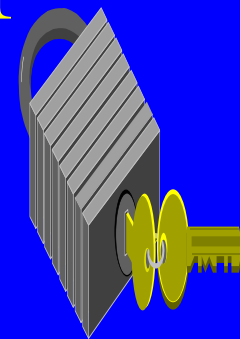



# Security in the home



- Dogs can provide personal protection and be a deterrent to prowlers and make great friends!!
- Are personal items recorded or marked or engraved for insurance purposes.
- Is there automatic external sensor type lighting? Its an effective deterrent!
- Are garden sheds locked and tools stored away?

# How to improve the security of the home



- Are the windows and doors lockable?
- Do not place spare keys under door mats
- If going away, carers should consider notifying local police for the client requesting an “Absence from Residence” form
- Don’t leave messages on the front door
- Consider attaching a sliding bolt to ceiling “manhole” access

# How to improve the security of the home




Can the manhole under the house be locked to prevent access?



- Make sure the house number is clearly visible(Consideration for the emergency services!!)
- Could consideration of sensor switches for lights, burglar alarms or additional locking mechanisms make someone feel more safe?

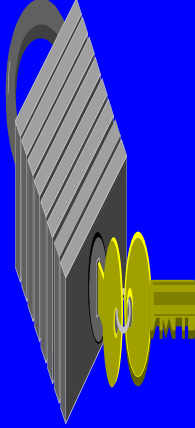


ANYTHING that YOU think makes clients feel safer



# Home security :An Overview

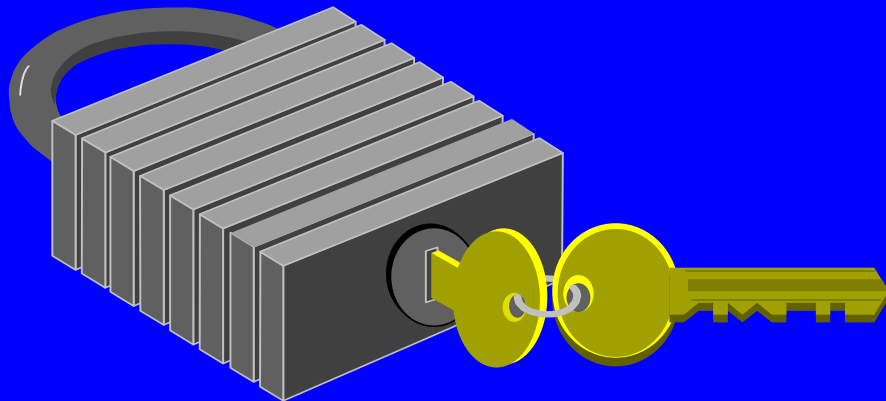
- WINDOW LOCKS 2/3 out of all burglars use windows: there are locks for windows
- SECURITY DOORS If good quality, they provide an additional barrier
- DOOR LOCKS Should use deadlocks on external doors\* should be a good quality solid core door
- DOOR VIEWERS Allows persons to identify callers before opening the door
- \*Consider fire safety v. home security when it comes to dead locking mechanisms and the choice to lock or not to lock.





# Home Security: An overview

- Clients shouldn't feel intimidated by strangers who request entry into a house
- *Alarms act as a good deterrent but are not a substitute to basic security skills and common sense.*



# “SAFE LIVING PROGRAM”

The Metropolitan Fire and  
Emergency Services Board &  
Victoria Police

Thank you for your time and  
cooperation

ANY QUESTIONS???