

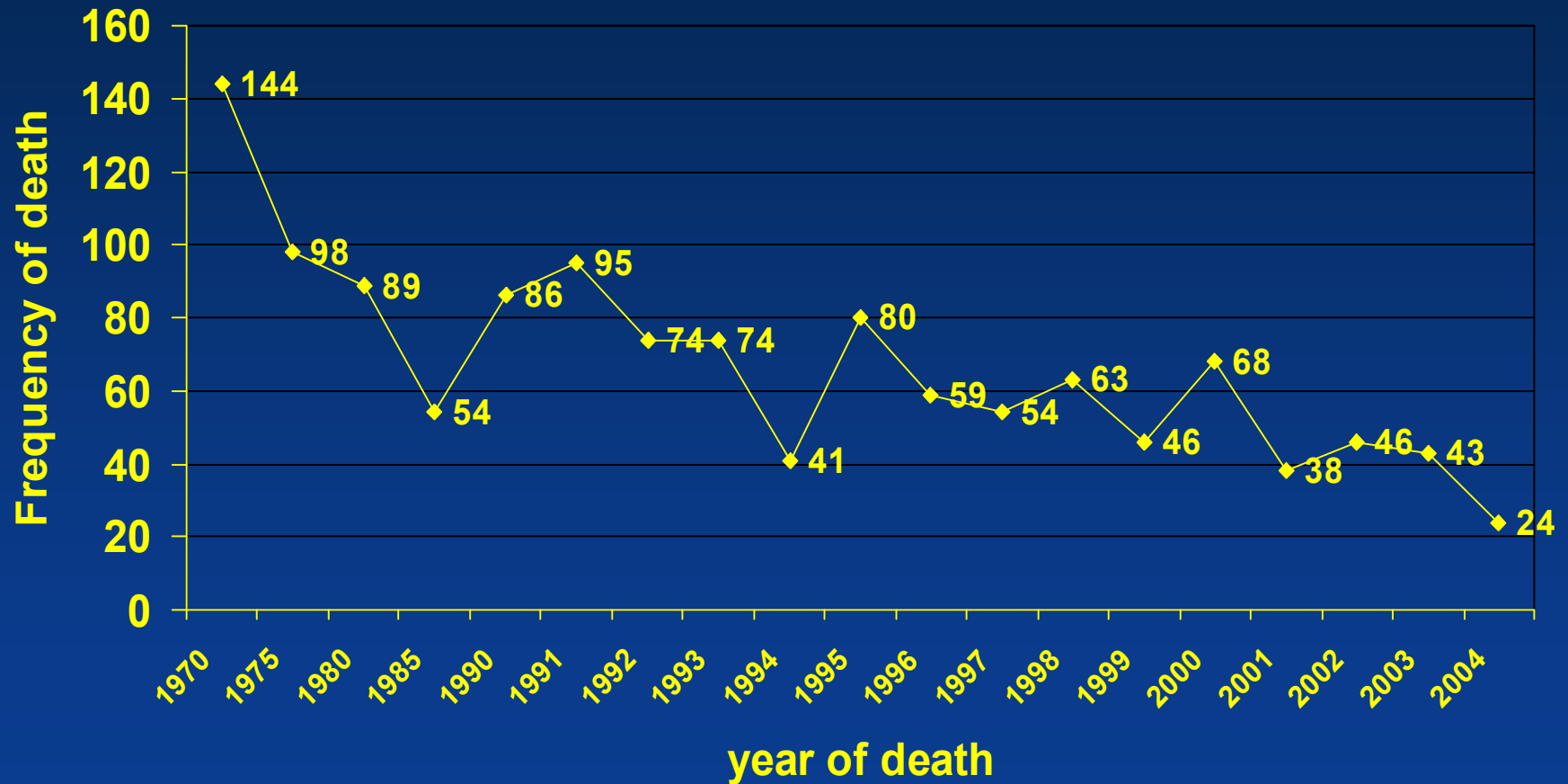


Victorian injury profile, children aged 0-14 years

Erin Cassell & Angela Clapperton

CHILD INJURY DEATHS

Trend in Victorian child unintentional injury deaths, 1970-2004



Child injury deaths by intent, Victoria 2004

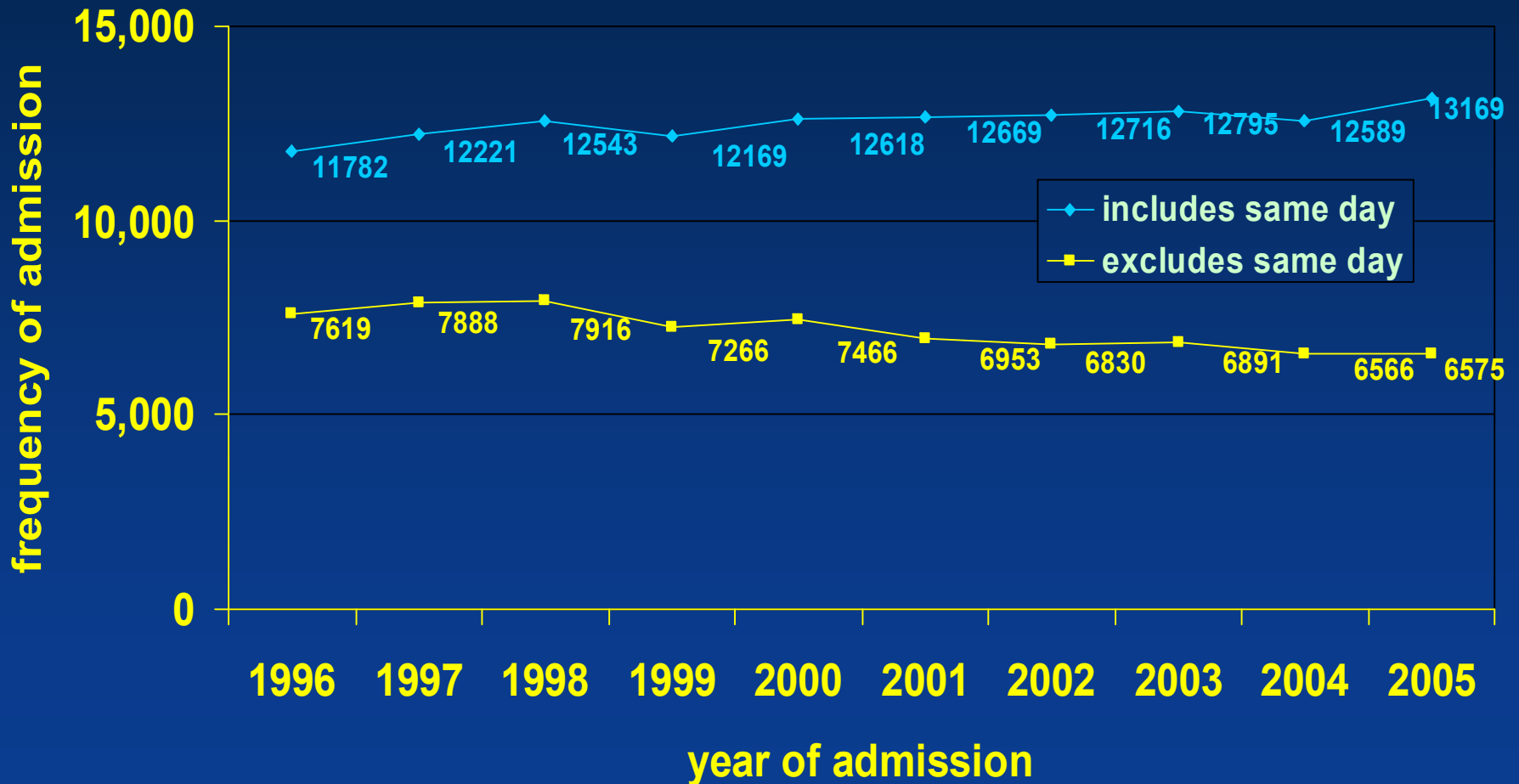
	2000	2001	2002	2003	2004	All
Unintentional	68	38	46	43	24	219
Suicide	2	1	1	3	0	7
Homicide	3	3	4	6	0	16
ALL	73	42	51	52	24	242

Child injury deaths major causes, Victoria 2004

	1970	1990	2003	2004
Transport	81	45	25	12
Drowning	31	25	3	7
Choking/suffocation	14	5	7	1
Homicide	2	4	6	0
Hit/struck/crush	4	5	1	0
Fall	3	2	2	2
Fires/burns/scalds	6	0	1	0
Suicide	3	1	3	0
Other	5	6	4	2
ALL	149	93	52	24

CHILD INJURY HOSPITAL ADMISSIONS

Trend in Victorian child unintentional injury admissions, 1996-2005



Child injury admissions by intent, Victoria 2005

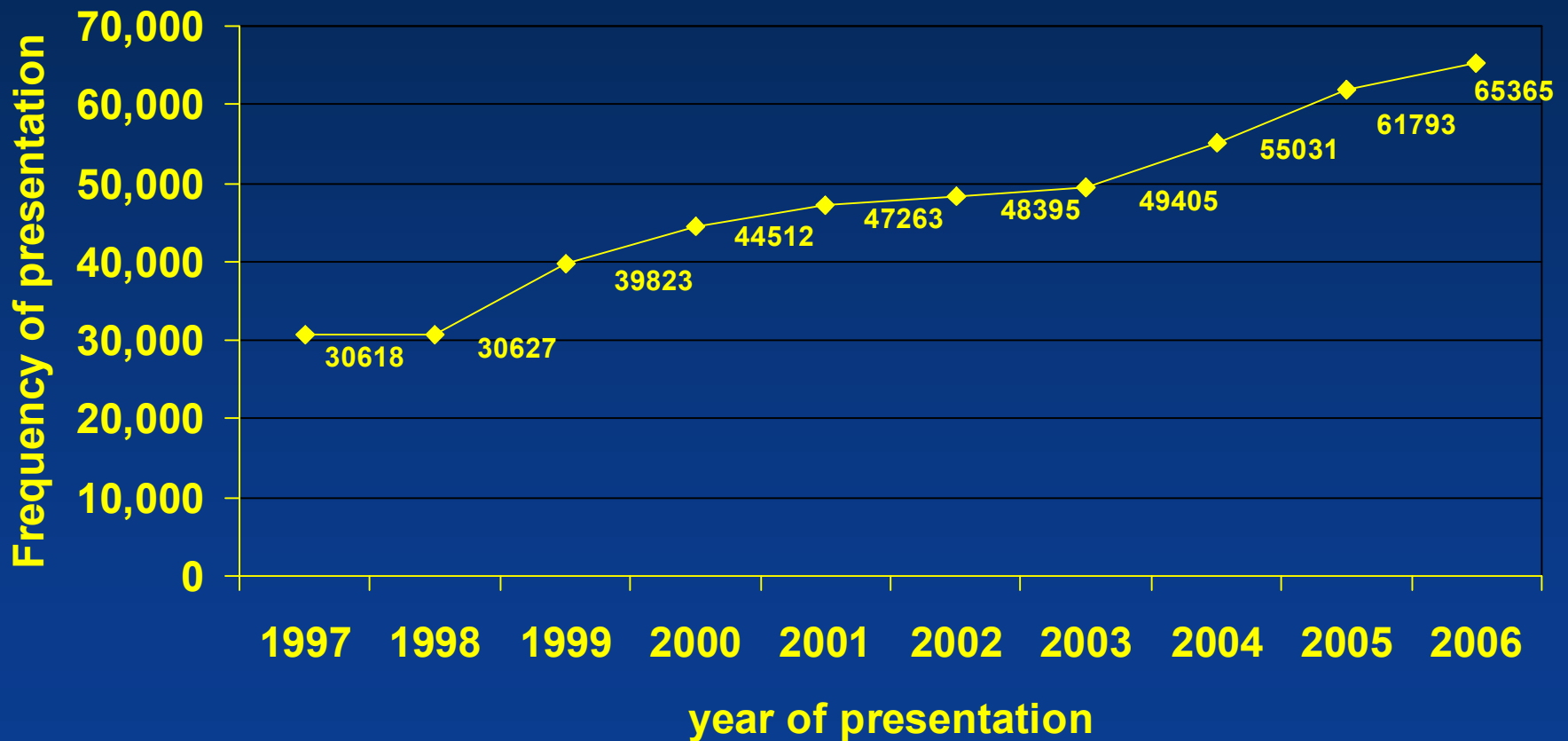
	2001	2002	2003	2004	2005	All
Unintentional	12669	12716	12795	12589	13169	63938
Self harm	88	111	110	110	133	552
Assault	138	129	121	130	127	645
Other & unknown	35	48	45	56	48	232
ALL	12930	13004	13071	12885	13477	65367

Child injury admissions major causes, Victoria 2005

	2001	2002	2003	2004	2005
Fall	5902	5816	6032	6004	6230
Transport	1685	1731	1633	1624	1672
Hit/struck/crush	1605	1626	1597	1578	1802
Poisoning	771	824	706	566	614
Cutting/piercing	631	635	598	628	627
Natural/envir/animals	421	425	412	418	476
Fires/burns/scalds	303	300	319	256	271
Assault	138	129	121	130	127
Self harm	88	111	110	110	133
Other	1386	1407	1543	1571	1525
ALL	12930	13004	13071	12885	13477

CHILD INJURY ED PRESENTATIONS

Trend in Victorian child unintentional injury presentations



Child injury presentations by intent, Victoria 2006

	2002	2003	2004	2005	2006	All
Unintentional	48395	49405	55031	61793	65365	279989
Self harm	103	97	149	143	143	635
Assault	93	50	63	57	51	268
Other & unknown	1990	2948	3990	5067	5017	19012
ALL	50535	52500	59233	67060	70576	299904

Child injury presentations major causes, Vic. 2006

	2002	2003	2004	2005	2006
fall	19928	20676	23528	25898	27257
hit/struck/crush	9966	10169	11645	13714	14618
cutting/piercing	3574	3798	4202	4287	4580
transport	2148	2248	2595	2670	2705
natural/environmental/ animals	1596	1551	1664	1839	1632
fires/burns/scalds	1057	1110	1170	1277	1416
poisoning	1343	1245	864	751	666
Assault	93	50	63	57	51
Self harm	103	97	149	143	143
Other	10727	11556	13353	16424	17508
ALL	50535	52500	59233	67060	70576

Child & Youth Injury Prevention Alliance

- **SafeStart community child injury prevention project (0-8 years)**
n= 43,209 hospital-treated cases (2005)
- **Childhood poisoning prevention project (0-4 years)**
n=1,091 hospital-treated cases (2005)
- **Gear Up skating injury prevention project (0-14 years)**
n= 450 hospital admissions (2005)